

Scaled data based on original data using
LM-79-08 Approved Method: Electrical and Photometric Measurements of Solid-
State Lighting Products

Test Report Prepared for
Cooper Lighting Solutions
(formerly Eaton)

Brand: STREETWORKS

Report Number: P653667

Luminaire Tested: **GLAN-SA1A-840-U-T1**

Issue Date: 1/4/2021

Test Information

Test Method: LM-79-08
Report Number: P653667
TEST IS SCALED FROM IESNA LM-79-08 TEST DATA (G3-2011-042-5)
Test Lab: INNOVATION CENTER
Issue Date: 1/4/2021
Manufacturer: COOPER LIGHTING SOLUTIONS (FORMERLY EATON)
Product Line: STREETWORKS
Catalog Number: GLAN-SA1A-840-U-T1
Description: GALLEON AREA AND ROADWAY LUMINAIRE
(1) 80 CRI, 4000K, 615mA LIGHTSQUARE WITH 16 LEDS AND TYPE I OPTICS
Light Source: -
Ballast/Driver: ELECTRONIC DRIVER

Summary

Lumens per Lamp: N/A
Luminaire Lumens: 3884.6 lumens
Efficiency: N/A
Efficacy: 117.7 lumens/watt
Luminous Opening: Rectangular (W 0.5' x L: 0.5' x H: 0')
IES Classification: Type I - Short
BUG Rating: B2 - U0 - G2

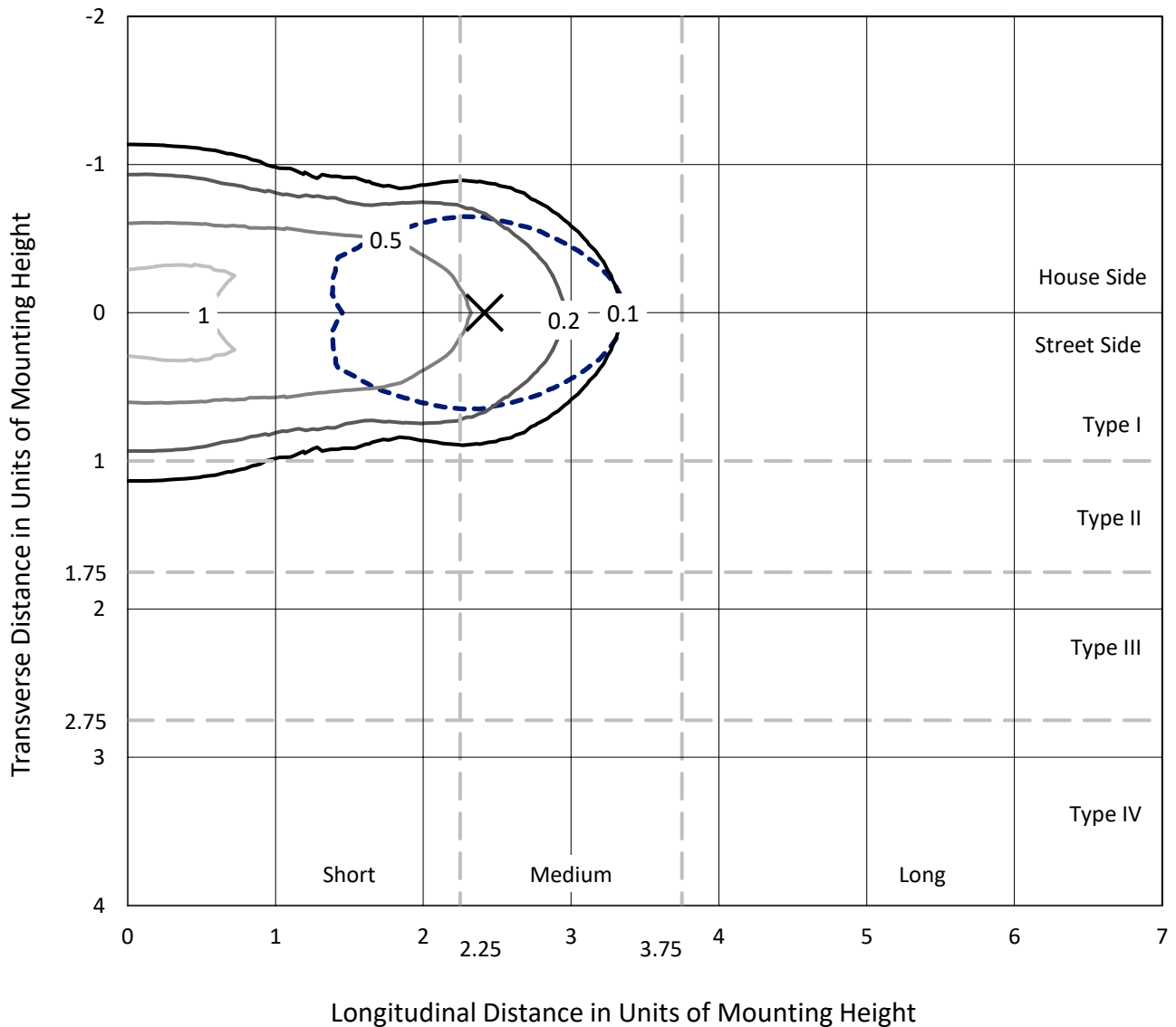
Input Watts (W): 33
Input Voltage (V): NR
Input Current (Ain): NR
Voltage Rise (V): NR
Power Factor: NR
Total Harmonic Distortion (THDi): NR
Frequency (hertz): 60
Stabilization Time: NR
Operation Time: NR
Ambient Temperature (°C): NR
Test Distance: 24 FT



REPORT NUMBER: P653667
 CATALOG NUMBER: GLAN-SA1A-840-U-T1

Iso-Footcandle Lines of Horizontal Illumination

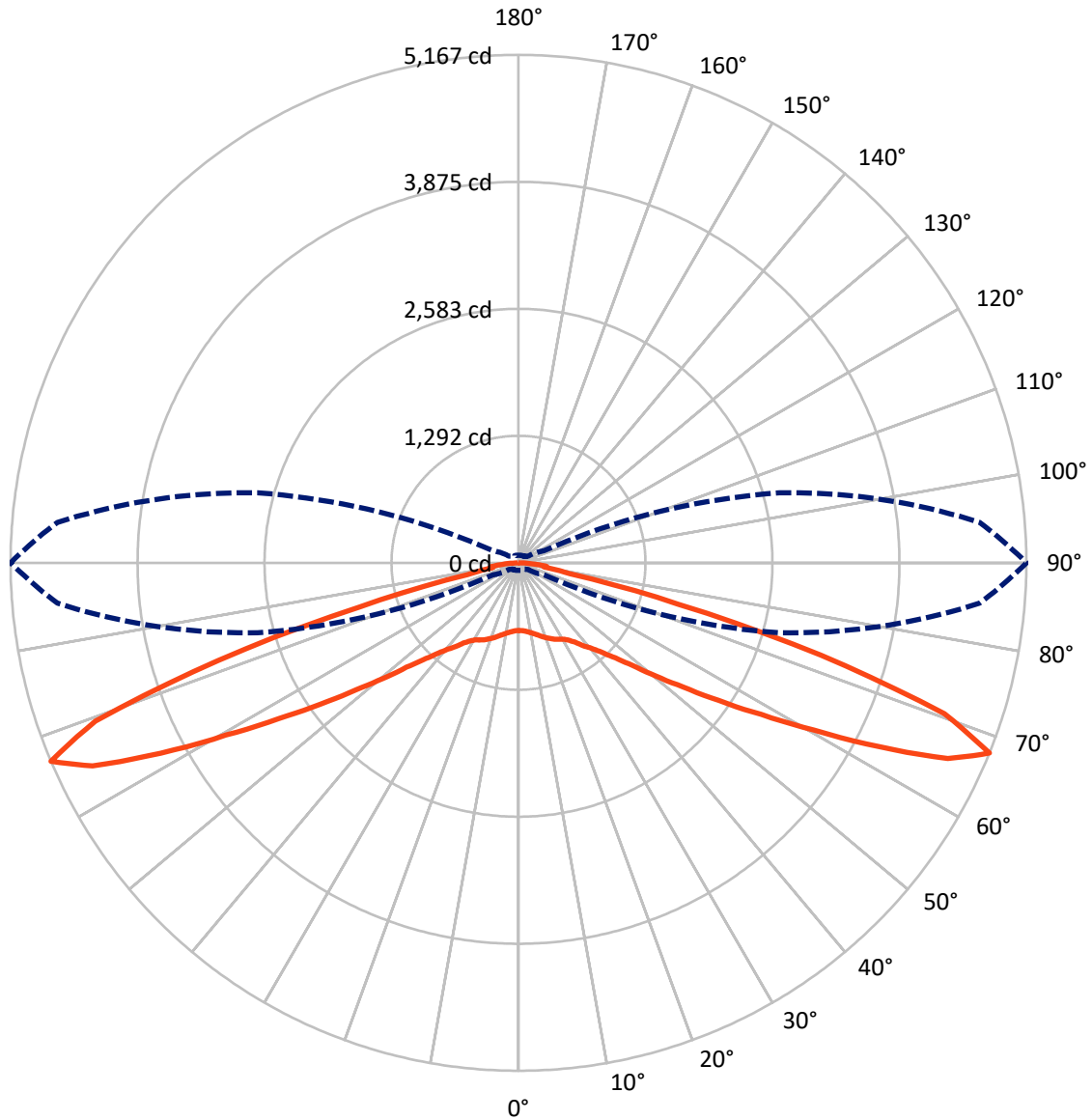
× Max cd
 - - - 1/2 Max cd



Based on 25 foot mounting height. Maximum calculated value = 1.2 fc
 Type I - Short - N/A

REPORT NUMBER: P653667
CATALOG NUMBER: GLAN-SA1A-840-U-T1

Luminous Intensity Polar Plot



— Vertical Plane Through 90-Deg Lateral - - - Horizontal Cone Through 67.5-Deg Vertical

REPORT NUMBER: P653667
 CATALOG NUMBER: GLAN-SA1A-840-U-T1

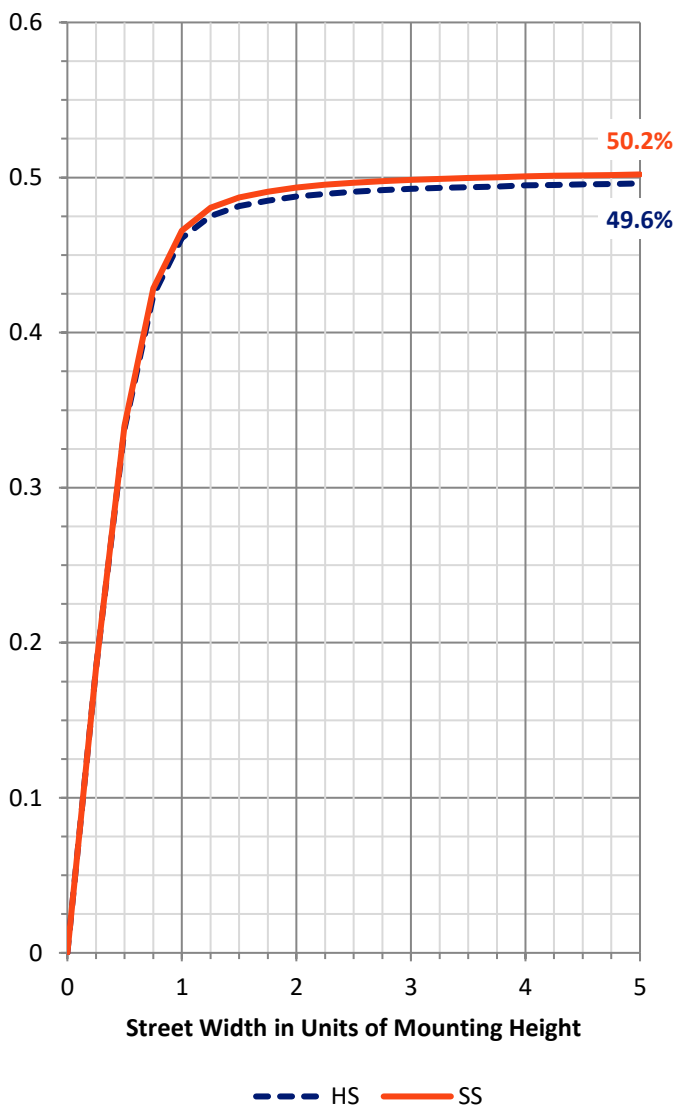
FLUX DISTRIBUTION:

		Downward	Upward	Total
House Side	Lumens	1942.3	0.0	1942.3
	% Fixture	50.0	0.0	50.0
Street Side	Lumens	1942.3	0.0	1942.3
	% Fixture	50.0	0.0	50.0
Total	Lumens	3884.6	0.0	3884.6
	% Fixture	100.0	0.0	100.0

ZONAL LUMENS:

Zone	Lumens	% Fixture
0°-10°	68.6	1.8
10°-20°	219.4	5.6
20°-30°	367.2	9.5
30°-40°	497.4	12.8
40°-50°	630.0	16.2
50°-60°	787.1	20.3
60°-70°	925.2	23.8
70°-80°	353.9	9.1
80°-90°	35.9	0.9
90°-100°	0.0	0.0
100°-110°	0.0	0.0
110°-120°	0.0	0.0
120°-130°	0.0	0.0
130°-140°	0.0	0.0
140°-150°	0.0	0.0
150°-160°	0.0	0.0
160°-170°	0.0	0.0
170°-180°	0.0	0.0
0°-90°	3884.6	100.0
0°-180°	3884.6	100.0

Coefficient of Utilization

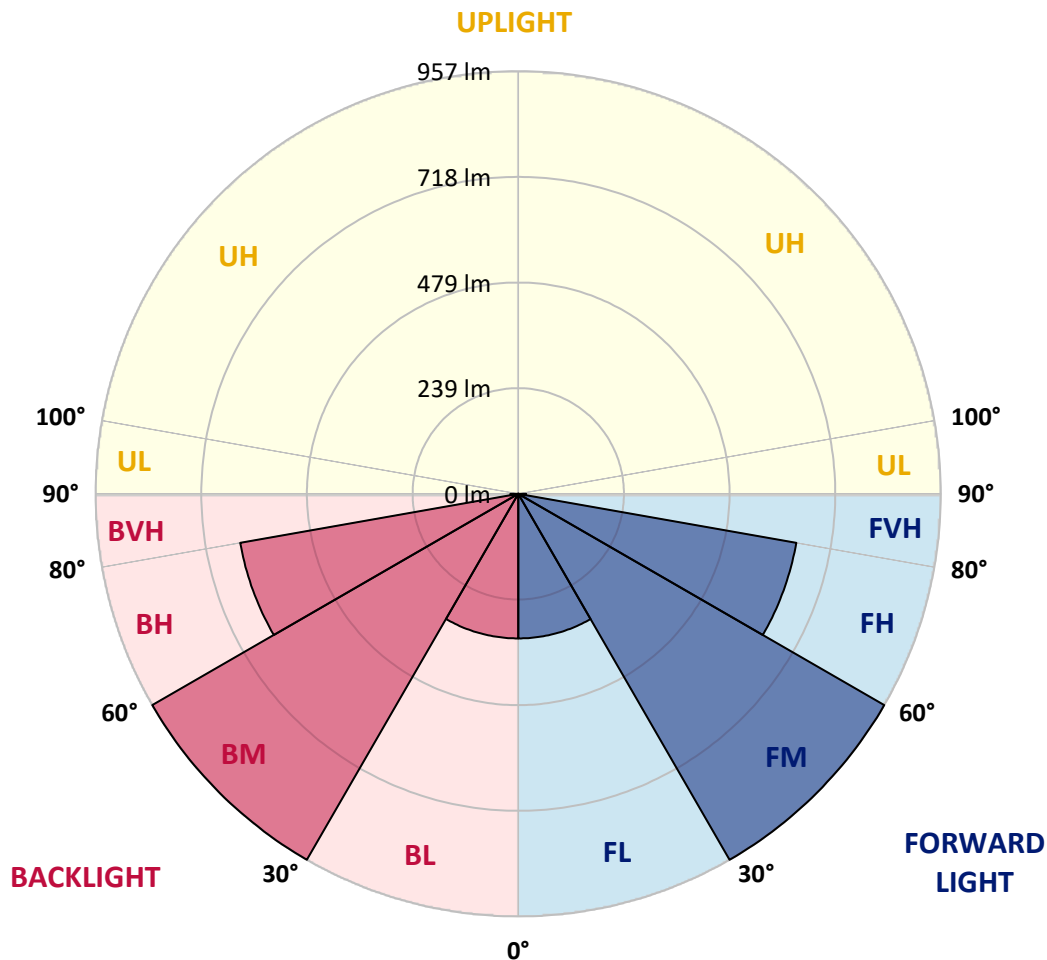


REPORT NUMBER: P653667
 CATALOG NUMBER: GLAN-SA1A-840-U-T1

LUMINAIRE CLASSIFICATION SYSTEM LUMEN TABLE AND BUG RATING:

Zone	Lumens	% Fixture	Zone Rating/Lumen Limit		
			B	U	G
FL (0°-30°)	327.5	8.4			
FM (30°-60°)	957.3	24.6			
FH (60°-80°)	639.6	16.5			G0/660
FVH (80°-90°)	17.9	0.5			G1/100
BL (0°-30°)	327.5	8.4	B1/500		
BM (30°-60°)	957.3	24.6	B1/1000		
BH (60°-80°)	639.6	16.5	B2/1000		G2/1000
BVH (80°-90°)	17.9	0.5			G1/100
UL (90°-100°)	0.0	0.0		U0/0	
UH (100°-180°)	0.0	0.0		U0/0	

BUG Rating: B2-U0-G2
 Type I Short





REPORT NUMBER: P653667
 CATALOG NUMBER: GLAN-SA1A-840-U-T1

CANDELA DISTRIBUTION (FULL):

	0°	5°	15°	25°	35°	45°	55°	65°	75°	85°	90°
0°	687.7	687.7	687.7	687.7	687.7	687.7	687.7	687.7	687.7	687.7	687.7
2.5°	696.5	696.1	696.3	696.1	696.7	696.3	693.7	691.6	689.9	690.0	689.5
5°	711.3	711.6	711.8	710.7	712.2	711.3	707.3	703.8	700.4	699.1	698.7
7.5°	723.6	724.7	725.4	726.4	729.0	729.0	726.9	721.9	714.3	710.1	709.9
10°	735.9	736.7	738.7	742.1	746.4	750.5	749.7	742.9	733.3	726.0	724.3
12.5°	740.2	741.3	747.7	757.6	767.2	775.2	775.2	769.9	757.4	746.2	742.9
15°	725.1	727.0	738.7	759.8	785.2	802.6	806.4	798.9	785.6	768.3	764.5
17.5°	695.3	700.0	717.0	748.2	790.3	826.5	837.6	833.9	816.8	794.8	790.3
20°	663.1	668.3	686.4	727.7	786.0	840.4	872.9	873.8	852.4	820.6	813.9
22.5°	627.9	631.8	655.0	703.4	773.0	843.6	903.2	918.0	889.3	846.5	837.0
25°	588.3	592.7	617.0	669.2	748.7	840.0	931.0	963.7	927.7	874.0	861.9
27.5°	550.4	552.2	578.2	631.3	716.7	830.5	951.4	1005.6	970.3	896.8	881.5
30°	514.1	518.2	541.2	593.7	679.9	812.0	969.1	1053.4	1016.2	920.6	901.0
32.5°	475.6	480.5	505.5	558.6	643.2	784.2	979.8	1105.7	1080.0	959.3	938.5
35°	438.6	441.9	467.0	518.6	607.2	752.0	981.7	1164.6	1162.4	1018.1	990.4
37.5°	400.7	405.4	430.8	480.3	569.2	717.8	972.0	1227.2	1261.8	1099.6	1069.8
40°	364.4	368.4	393.4	443.3	526.0	676.1	949.1	1284.4	1377.7	1183.5	1141.2
42.5°	324.8	325.9	353.2	403.9	483.6	627.6	915.9	1335.3	1507.0	1296.0	1243.3
45°	279.9	282.7	308.1	357.9	435.0	573.5	870.9	1377.6	1670.9	1452.0	1380.1
47.5°	234.9	237.2	260.5	309.7	381.8	511.3	801.7	1414.6	1839.2	1650.0	1555.8
50°	191.0	192.3	211.3	254.9	322.0	445.9	715.9	1426.3	2029.3	1930.6	1810.3
52.5°	151.0	153.0	167.4	201.6	258.1	368.7	623.2	1397.1	2251.3	2263.1	2093.6
55°	122.4	123.0	133.8	158.9	201.8	287.8	511.3	1315.6	2490.0	2689.3	2473.0
57.5°	105.4	105.8	111.9	125.8	155.3	217.1	396.6	1161.3	2704.5	3188.5	2910.6
60°	95.7	96.0	99.4	107.6	123.0	166.5	284.2	943.7	2916.2	3744.1	3454.4
62.5°	89.7	89.7	92.1	96.5	104.1	127.7	205.9	680.8	3061.2	4307.9	4124.7
65°	83.9	83.9	85.6	88.8	92.9	104.5	152.1	444.0	3057.5	4718.5	4798.7
67.5°	77.2	77.2	78.5	81.7	84.1	89.9	117.5	290.8	2746.5	4709.5	5166.6
70°	69.3	69.3	71.0	73.8	75.7	79.4	92.7	199.0	2017.7	4021.2	4594.9
72.5°	61.3	61.6	62.6	65.4	66.9	69.0	77.0	139.4	1237.7	2738.0	3212.8
75°	52.5	52.9	54.0	56.8	58.1	59.0	64.9	99.4	626.2	1476.3	1680.8
77.5°	42.4	43.2	43.9	46.9	47.8	49.0	53.6	71.8	274.9	530.4	535.2
80°	30.9	32.0	34.0	36.8	37.4	38.3	40.9	51.0	124.6	242.2	263.1
82.5°	22.8	24.3	22.0	25.6	25.6	24.6	28.8	34.2	57.2	239.9	286.9
85°	12.4	12.7	11.4	13.1	14.0	13.8	15.3	16.8	27.8	160.0	165.0
87.5°	3.0	3.2	3.4	4.1	5.0	5.0	5.4	4.7	9.0	51.8	29.7
90°	0.0	0.0	0.0	0.0	0.0	0.0	0.0	0.0	0.0	0.0	0.0

(END OF REPORT)